

DigiBird Technology Co., Ltd.

# VWC3-H Series Video Wall Controller

Card Specification Sheet V1.3

# TABLE of CONTENTS

<b>Function Card .....</b>	<b>1</b>
VWC3-H Series Control Card .....	1
VWC3-H Series Preview Control Card .....	2
<b>Input Card .....</b>	<b>3</b>
VWC3-H Series 8-Channel DVI Input Card .....	3
VWC3-H Series 8-Channel HDMI Input Card .....	4
VWC3-H Series 4-Channel VGA Input Card .....	5
VWC3-H Series 4-Channel DVI Input Card .....	6
VWC3-H Series 4-Channel HDMI Input Card .....	7
VWC3-H Series 4-Channel SDI Input Card .....	8
VWC3-H Series 4-Channel DP Input Card .....	9
VWC3-H Series 4-Channel HDBaseT Input Card .....	10
VWC3-H Series 2-Channel 4K HDMI Input Card .....	11
VWC3-H Series 4-Channel 4K HDMI Input Card .....	12
VWC3-H Series 4-Channel 4K DP Input Card .....	13
VWC3-H Series 4-Channel 4K HDBaseT Input Card .....	14
VWC3-H Series 1-Channel 4K60 HDMI/DP Alternative Input Card .....	15
VWC3-H Series 2-Channel 4K60 HDMI/DP Alternative Input Card .....	16
VWC3-H Series 2-Channel H265-IP Decoding Card .....	17
VWC3-H Series 2-Channel H265-4K IP Decoding Card .....	19
<b>Output Card .....</b>	<b>21</b>
VWC3-H Series 8-Channel DVI Output Card .....	21
VWC3-H Series 8-Channel HDMI Output Card .....	22
VWC3-H Series 4-Channel DVI Output Card .....	23
VWC3-H Series 4-Channel HDMI Output Card .....	24
VWC3-H Series 4-Channel SDI Output Card .....	25
VWC3-H Series 4-Channel HDBaseT Output Card .....	26
VWC3-H Series 4-Channel 4K HDMI Output Card .....	27
VWC3-H Series 4-Channel 4K HDBaseT Output Card .....	28
VWC3-H Series 2-Channel 4K60 HDMI Output Card .....	29
VWC3-H Series 2-Channel 4K60 DP Output Card .....	30

VWC3-H Series 1-Channel H264 IP Encoding Card .....	31
VWC3-H Series N16F2 LED Transmitter .....	32
VWC3-H Series Model N20 LED Transmitter.....	33

## Function Card

### VWC3-H Series Control Card

Order Code: DB-VWC3-H-CC



The VWC3-H series control card is responsible for communicating with the host computer software and can be accessed directly through the browser to coordinate the operation of the input card, output card and switch card.

### Interfaces and Indicators


- NET 1/2: Network Interface. It can be connected to control devices such as computers through network cables for device control.
- RS232 IN/OUT: Support RS232 serial port input/output.
- USB 1: Support USB access, allowing for the upgrade of the control card's firmware.
- USB 2: Reserved interface.
- NET Port Indicator: The green light indicates the connection status—lit for connected, off for disconnected. The yellow light indicates data transfer—blinking for active, off for inactive.
- M/S: Main and Standby Indicator Lights. A steady light indicates the main control card is active, while an off light signifies the standby control card is in use.
- ALM: Alarm Indicator Light. A steady light indicates operational trouble, while an off light signifies normal operation.
- RDY: Program Status Indicator Light. Lit when the program is ready, off when starting or experiencing startup issues.
- RUN: Operation Indicator. Blinking indicates normal card operation, while a constant off state denotes a fault or abnormal operation.

### Parameters

Type	Description	
Performance	Temperature	0–50°C (Running), -55–70°C (Storage)
	Humidity	10%–80% RH (Running), 10%–90% RH (Storage)
	Power	20W
Physics	Installation	This card is suitable for the VWC3-H series chassis and is installed in the dedicated control card slot of the corresponding chassis
	Location	
	Dimensions	201.6 (l) x 223.7 (w) x 20 (h) (mm)

## VWC3-H Series Preview Control Card

**Order Code: DB-VWC3-H-CC-PV**



The VWC3-H series preview control card is responsible for communicating with the host computer software and can be accessed directly through the browser to coordinate the operation of the input card, output card and switch card. The card enables dual functionality: device management and visual preview.

### Interfaces and Indicators

- **NET 1:** Network Interface. Link this port to control devices like computers using Ethernet cables for simultaneous preview and control capabilities.
- **NET 2:** Network Interface. Link this port to control devices like computers using Ethernet cables to enable control capabilities.
- **RS232 IN/OUT:** Support RS232 serial port input/output.
- **USB 1:** Support USB access, allowing for the upgrade of the control card's firmware.
- **USB 2:** Reserved interface.
- **HDMI CB:** Reserved interface.
- **NET Port Indicator:** The green light indicates the connection status—lit for connected, off for disconnected. The yellow light indicates data transfer—blinking for active, off for inactive.
- **M/S:** Main and Standby Indicator Lights. A steady light indicates the main control card is active, while an off light signifies the standby control card is in use.
- **ALM:** Alarm Indicator Light. A steady light indicates operational trouble, while an off light signifies normal operation.
- **RDY:** Program Status Indicator Light. Lit when the program is ready, off when starting or experiencing startup issues.
- **RUN:** Operation Indicator. Blinking indicates normal card operation, while a constant off state denotes a fault or abnormal operation.


### Parameters

Type	Description
Performance	Temperature 0–50°C (Running), -55–70°C (Storage)
	Humidity 10%–80% RH (Running), 10%–90% RH (Storage)
	Power 20W
Physics	Installation This card is suitable for the VWC3-H series chassis and is installed in the dedicated control card slot of the corresponding chassis
	Location
	Dimensions 201.6 (l) x 223.7 (w) x 20 (h) (mm)

## Input Card

### VWC3-H Series 8-Channel DVI Input Card

Order Code: DB-VWC3-H-IC-DVI8



The VWC3-H series 8-channel DVI input card has 8 24+5-Pin DVI interfaces, supports 8-channel DVI signal input, and up to 1920x1200@60Hz resolution signal input.

### Features


- Support automatic detection of resolution changes
- Support signal source cropping
- Support signal source preview
- Support for EDID editing
- Support input label, allowing for 2x or 4x scaling
- Audio not supported

### Parameters

Type	Description	
Performance	Temperature	0–50°C (Running), -55–70°C (Storage)
	Humidity	10%–80% RH (Running), 10%–90% RH (Storage)
	Power	38W
Physics	Installation Location	This card is suitable for the VWC3-H series chassis and is installed in the input or mixed slot of the corresponding chassis. The single card occupies 2 slots and must be inserted in A slot
	Dimensions	201.6 (l) x 224.1 (w) x 40.3 (h) (mm)

## VWC3-H Series 8-Channel HDMI Input Card

**Order Code: DB-VWC3-H-IC-HDMI8**



The VWC3-H series 8-channel HDMI input card has 8 HDMI type A interfaces, supports 8 HDMI signal inputs, and up to 1920x1200@60Hz resolution signal input.

### Features

- Support HDMI 1.3 protocol and HDCP 1.4 authentication, compatible with DVI 1.0 protocol
- Support automatic detection of resolution changes
- Support signal source cropping
- Support signal source preview
- Advanced EDID management, supporting EDID editing
- Support input label, allowing for 2x or 4x scaling
- Audio not supported

### Parameters

Type	Description	
Performance	Temperature	0–50°C (Running), -55–70°C (Storage)
	Humidity	10%–80% RH (Running), 10%–90% RH (Storage)
	Power	38W
Physics	Installation Location	This card is suitable for the VWC3-H series chassis and is installed in the input or mixed slot of the corresponding chassis. The single card occupies 2 slots and must be inserted in A slot
	Dimensions	201.6 (l) x 224.1 (w) x 40.3 (h) (mm)

## VWC3-H Series 4-Channel VGA Input Card

**Order Code: DB-VWC3-H-IC-VGA4**



The VWC3-H series 4-channel VGA input card has 4 15-Pin D-sub interfaces, supports 4-channel VGA signal input, independent audio, and up to 1920x1200@60Hz resolution.

### Features

- Support automatic detection of resolution changes
- Support RGB adjustment, as well as brightness and contrast adjustments
- Support signal source cropping
- Support signal source preview
- Support input label, allowing for 2x or 4x scaling

### Parameters

Type	Description	
Performance	Temperature	0–50°C (Running), -55–70°C (Storage)
	Humidity	10%–80% RH (Running), 10%–90% RH (Storage)
	Power	30W
Physics	Installation	This card is suitable for the VWC3-H series chassis and is installed in the input slot or mixed slot of the corresponding chassis
	Location	
	Dimensions	201.6 (l) x 224.1 (w) x 20 (h) (mm)



## VWC3-H Series 4-Channel DVI Input Card

**Order Code: DB-VWC3-H-IC-DVI4**



The VWC3-H series 4-channel DVI input card has 4 24+5-Pin DVI interfaces, supports 4-channel DVI signal input, embedded audio, and up to 1920x1200@60Hz resolution.

### Features


- Support automatic detection of resolution changes
- Support signal source cropping
- Support signal source preview
- Support for EDID editing
- Support input label, allowing for 2x or 4x scaling

### Parameters

Type	Description	
Performance	Temperature	0–50°C (Running), -55–70°C (Storage)
	Humidity	10%–80% RH (Running), 10%–90% RH (Storage)
	Power	30W
Physics	Installation	This card is suitable for the VWC3-H series chassis and is installed in the input or mixed slot of the corresponding chassis
	Location	
	Dimensions	201.6 (l) x 224.1 (w) x 20 (h) (mm)

## VWC3-H Series 4-Channel HDMI Input Card

**Order Code: DB-VWC3-H-IC-HDMI4**



The VWC3-H series 4-channel HDMI input card has 4 HDMI type A interfaces, supports 4 HDMI signal inputs, embedded audio, and up to 1920x1200@60Hz resolution.

### Features

- Support HDMI 1.3 protocol and HDCP 1.4 authentication, compatible with DVI 1.0 protocol
- Support automatic detection of resolution changes
- Support signal source cropping
- Support signal source preview
- Advanced EDID management, supporting EDID editing
- Support input label, allowing for 2x or 4x scaling

### Parameters

Type	Description	
Performance	Temperature	0–50°C (Running), -55–70°C (Storage)
	Humidity	10%–80% RH (Running), 10%–90% RH (Storage)
	Power	30W
Physics	Installation	This card is suitable for the VWC3-H series chassis and is installed in the input slot or mixed slot of the corresponding chassis
	Location	
	Dimensions	201.6 (l) x 224.1 (w) x 20 (h) (mm)

## VWC3-H Series 4-Channel SDI Input Card

**Order Code: DB-VWC3-H-IC-SDI4**



The VWC3-H series 4-channel SDI input card has 8 BNC interfaces, and supports 4-channel SDI signal input and loopout, up to 1920x1080@60Hz resolution, interlaced signals, and embedded audio.

### Features

- Support automatic detection of resolution changes
- Support embedded audio
- Support signal source cropping
- Support signal source preview
- Support input label, allowing for 2x or 4x scaling

### Parameters

Type	Description	
Performance	Temperature	0–50°C (Running), -55–70°C (Storage)
	Humidity	10%–80% RH (Running), 10%–90% RH (Storage)
	Power	30W
Physics	Installation	This card is suitable for the VWC3-H series chassis and is installed in the input or mixed slot of the corresponding chassis
	Location	mixed slot of the corresponding chassis
	Dimensions	201.6 (l) x 224.1 (w) x 20 (h) (mm)

## VWC3-H Series 4-Channel DP Input Card

**Order Code: DB-VWC3-H-IC-DP4**



VWC3-H series 4-channel DP input card, with 4 DP interfaces, supports 4-channel DP signal input, embedded audio, and up to 1920x1200@60Hz resolution.

### Features


- Support automatic detection of resolution changes
- Support signal source cropping
- Support signal source preview
- Support embedded audio
- Advanced EDID management, supporting EDID editing
- Support input label, allowing for 2x or 4x scaling

### Parameters

Type	Description	
Performance	Temperature	0–50°C (Running), -55–70°C (Storage)
	Humidity	10%–80% RH (Running), 10%–90% RH (Storage)
	Power	30W
Physics	Installation	This card is suitable for the VWC3-H series chassis and is installed in the input or mixed slot of the corresponding chassis
	Location	
	Dimensions	201.6 (l) x 224.1 (w) x 20 (h) (mm)

## VWC3-H Series 4-Channel HDBaseT Input Card

**Order Code: DB-VWC3-H-IC-HDBaseT4**



The VWC3-H series 4-channel HDBaseT input card has 4 RJ45 interfaces, supports 4-channel HDBaseT signal inputs, up to 1920x1200@60Hz resolution, and embedded audio. The card has a built-in HDBaseT receiving chip, which needs to be used in conjunction with other devices with a built-in HDBaseT transmitting chip to support PoE power supply.

### Features


- Support signal source cropping
- Support signal source preview
- Support embedded audio
- Advanced EDID management, supporting EDID editing
- Support input label, allowing for 2x or 4x scaling
- Support PoE power supply

### Parameters

Type	Description	
Performance	Temperature	0–50°C (Running), -55–70°C (Storage)
	Humidity	10%–80% RH (Running), 10%–90% RH (Storage)
	Power	40W
Physics	Installation	This card is suitable for the VWC3-H series chassis and is installed in the input or mixed slot of the corresponding chassis
	Location	
	Dimensions	201.6 (l) x 224.1 (w) x 20 (h) (mm)

## VWC3-H Series 2-Channel 4K HDMI Input Card

**Order Code: DB-VWC3-H-IC-4KHDMI2**



The VWC3-H series 2-channel 4K HDMI input card has 2 HDMI type A interfaces, supports 2-channel 4K HDMI signal inputs, embedded audio, and up to 4096x2160@30Hz resolution.

### Features


- Support HDMI 1.4 protocol and HDCP authentication, compatible with DVI 1.0 protocol
- Support automatic detection of resolution changes
- Support signal source cropping
- Support signal source preview
- Support embedded audio
- Advanced EDID management, supporting EDID editing
- Support input label, allowing for 2x or 4x scaling

### Parameters

Type	Description	
Performance	Temperature	0–50°C (Running), -55–70°C (Storage)
	Humidity	10%–80% RH (Running), 10%–90% RH (Storage)
	Power	25W
Physics	Installation	This card is suitable for the VWC3-H series chassis and is installed in the input card slot or mixed slot of the corresponding chassis, the single card occupies one slot
	Location	
	Dimensions	201.6 (l) x 224.1 (w) x 20 (h) (mm)

## VWC3-H Series 4-Channel 4K HDMI Input Card

**Order Code: DB-VWC3-H-IC-4KHDMI4**



The VWC3-H series 4-channel 4K HDMI input card has 4 HDMI type A interfaces, supports 4-channel 4K HDMI signal inputs, embedded audio, and up to 4096x2160@30Hz resolution.

### Features

- Support HDMI 1.4 protocol and HDCP authentication, compatible with DVI 1.0 protocol
- Support automatic detection of resolution changes
- Support signal source cropping
- Support signal source preview
- Support embedded audio
- Advanced EDID management, supporting EDID editing
- Support input label, allowing for 2x or 4x scaling

### Parameters

Type	Description	
Performance	Temperature	0–50°C (Running), -55–70°C (Storage)
	Humidity	10%–80% RH (Running), 10%–90% RH (Storage)
	Power	30W
Physics	Installation	This card is suitable for the VWC3-H series chassis and is installed in the input or mixed slots within the corresponding chassis. A single card occupies one slot, which must be installed in slot A. No other cards are to be installed in slot B of the same group
	Location	
	Dimensions	201.6 (l) x 224.1 (w) x 20 (h) (mm)

## VWC3-H Series 4-Channel 4K DP Input Card

**Order Code: DB-VWC3-H-IC-4KDP4**



The VWC3-H series 4-channel 4K DP input card has 4 DP interfaces, supports 4-channel 4K DP signal input, up to 3840x2160@30Hz resolution, and embedded audio.

### Features

- Support automatic detection of resolution changes
- Support signal source cropping
- Support signal source preview
- Support embedded audio
- Advanced EDID management, supporting EDID editing
- Support input label, allowing for 2x or 4x scaling


### Parameters

Type	Description	
Performance	Temperature	0–50°C (Running), -55–70°C (Storage)
	Humidity	10%–80% RH (Running), 10%–90% RH (Storage)
	Power	30W
Physics	Installation	This card is suitable for the VWC3-H series chassis and is installed in the input or mixed slots within the corresponding chassis. A single card occupies one slot, which must be installed in slot A. No other cards are to be installed in slot B of the same group
	Location	
	Dimensions	201.6 (l) x 224.1 (w) x 20 (h) (mm)



## VWC3-H Series 4-Channel 4K HDBaseT Input Card

**Order Code: DB-VWC3-H-IC-4KHDBaseT4**



The VWC3-H series 4-channel 4K HDBaseT input card has 4 RJ45 interfaces, and supports 4-channel 4K HDBaseT signal input, up to 3840x2160@30Hz resolution, and embedded audio. The card has a built-in HDBaseT receiving chip, which needs to be used in conjunction with other devices with a built-in HDBaseT transmitting chip to support PoE power supply.

### Features


- Support signal source cropping
- Support signal source preview
- Support embedded audio
- Advanced EDID management, supporting EDID editing
- Support input label, allowing for 2x or 4x scaling
- Support PoE power supply

### Parameters

Type	Description	
Performance	Temperature	0–50°C (Running), -55–70°C (Storage)
	Humidity	10%–80% RH (Running), 10%–90% RH (Storage)
	Power	40W
Physics	Installation	This card is suitable for the VWC3-H series chassis and is installed in the input or mixed slots within the corresponding chassis. A single card occupies one slot, which must be installed in slot A. No other cards are to be installed in slot B of the same group
	Location	
	Dimensions	201.6 (l) x 224.1 (w) x 20 (h) (mm)

## VWC3-H Series 1-Channel 4K60 HDMI/DP Alternative Input Card

**Order Code: DB-VWC3-H-IC-4K60HDMI/DP1**



The VWC3-H series 1-channel 4K60 HDMI/DP alternative input card features two signal interfaces: HDMI 2.0 and DP 1.2. Only one of these interfaces should be used at a time, simultaneous use is not supported. It supports up to 4096×2160@60Hz ultra-high-definition signal input and includes support for embedded audio.

### Features


- Support HDMI 2.0/DP 1.2 protocols and is backward compatible
- Support automatic detection of resolution changes
- Support signal source preview
- Support embedded audio
- Advanced EDID management, supporting EDID editing
- Support input label, allowing for 2x or 4x scaling

### Parameters

Type	Description	
Performance	Temperature	0–50°C (Running), -55–70°C (Storage)
	Humidity	10%–80% RH (Running), 10%–90% RH (Storage)
	Power	28W
Physics	Installation Location	This card is suitable for the VWC3-H series chassis and is installed in the input or mixed slot of the corresponding chassis. The single card occupies one slot
	Dimensions	201.6 (l) x 224.1 (w) x 20 (h) (mm)

## VWC3-H Series 2-Channel 4K60 HDMI/DP Alternative Input Card

**Order Code: DB-VWC3-H-IC-4K60HDMI/DP2**



The VWC3-H series 2-channel 4K60 HDMI/DP input card features four signal interfaces, with two HDMI 2.0 and two DP 1.2 interfaces. Each pair of HDMI 2.0 and DP 1.2 interfaces is dedicated to a specific channel; for channels 1/2 and 3/4, only one interface (either HDMI 2.0 or DP 1.2) can be used at a time, not both. It supports ultra-high-definition signal input up to 4096×2160@60Hz and includes support for embedded audio.

### Features

- Support HDMI 2.0/DP 1.2 protocols and is backward compatible
- Support automatic detection of resolution changes
- Support signal source preview
- Support embedded audio
- Advanced EDID management, supporting EDID editing
- Support input label, allowing for 2x or 4x scaling

### Parameters

Type	Description	
Performance	Temperature	0–50°C (Running), -55–70°C (Storage)
	Humidity	10%–80% RH (Running), 10%–90% RH (Storage)
	Power	30W
Physics	Installation	This card is suitable for the VWC3-H series chassis and is installed in the input or mixed slot of the corresponding chassis. The single card occupies one slot, which must be installed in slot A. No other cards are to be installed in slot B of the same group
	Location	
	Dimensions	201.6 (l) x 224.1 (w) x 20 (h) (mm)

## VWC3-H Series 2-Channel H265-IP Decoding Card

**Order Code: DB-VWC3-H-IC-IPH2**



The VWC3-H series 2-channel H265-IP decoding card has 2 RJ45 interfaces. The network video streams can be decoded and directly displayed on the video wall using this card.

### Indicator

- RUN: Indicator light blinks during normal operation.
- Link 1/2: Steady light in normal operation.

### Features

- Default IP address: 192.168.1.203
- Support operational signal light indication
- Support signal source cropping
- Support signal source preview
- Support input label, allowing for 2x or 4x scaling

### Video Decoding Format

- Decoding protocol: RTSP
- Decoding format: H.264/H.265

### Decoding Capability

A single card features 2 RJ45 network ports, with each port equipped with 2 decoding channels. Each channel can independently operate in various modes (1/4/9/16 multiviews). The decoded output form is 1080P@60 signal.

The maximum decoding capacity of **each network port** and the corresponding configuration are:

Decoding Capacity	Configuration Examples
4-channel 4000×3000@25/3840×2160@30	Configure one channel of this network port into 4-multiview mode, decoding 4 streams of 4000×3000@25 or 3840×2160@30 signals; the other channel remains unconfigured and idle
8-channel 1920×1080@60	Configure the 2 channels of this network port into 4-multiview mode, each channel decodes 4 streams of 1920×1080@60 signals
16-channel 1920×1080@30	Configure one channel of this network port into 16-multiview mode, decoding 16 streams of 1920×1080@30 signals; the other channel remains unconfigured and idle
32-channel 1280×720@30	Configure the 2 channels of this network port into 16-multiview mode, each channel decodes 16 streams of 1280×720@30 signals

The maximum decoding capability of a **single card** is:

8-channel 4000×3000@25/3840×2160@30 signal, or 16-channel 1920×1080@60 signal, or 32-channel 1920×1080@30 signal, or 64-channel 1280×720@30 signal.

## Parameters

Type	Description	
Performance	Temperature	0–50°C (Running), -55–70°C (Storage)
	Humidity	10%–80% RH (Running), 10%–90% RH (Storage)
	Power	40W
Physics	Installation	This card is suitable for the VWC3-H series chassis and is installed in the input or
	Location	mixed slot of the corresponding chassis
	Dimensions	201.6 (l) x 224.1 (w) x 20 (h) (mm)

## VWC3-H Series 2-Channel H265-4K IP Decoding Card

**Order Code: DB-VWC3-H-IC-4KIPH2**



The VWC3-H series 2-channel H265-4KIP decoding card has 2 RJ45 interfaces. The network video streams can be decoded and directly displayed on the video wall using this card.

### Indicator Description

- RUN: Indicator light blinks during normal operation.
- LINK 1/2: Steady light in normal operation.

### Features

- Default IP address: 192.168.1.203
- Support operational signal light indication
- Support signal source cropping
- Support signal source preview
- Support input label, allowing for 2x or 4x scaling

### Video Decoding Format

- Decoding protocol: RTSP
- Decoding format: H.264/H.265

### Decoding Capability

The single card features 2 RJ45 network ports, and each network port has one decoding channel, which can be set the operating mode independently.

**Each channel** (i.e., each network port) is decoded in different operating modes as follows:

Work Mode	Decoding Capability	Output Form
<b>1-Multiview</b>	Support up to 1-channel 4000x3000@25 (or 3840x2160@30) signal decoding	Single screen output (supports 4K point-to-point display)
<b>4-Multiview</b>	Support up to 4-channel 4000x3000@5 signal decoding	Four-in-one screen output (supports 4K point-to-point display)
<b>9-Multiview</b>	Support up to 9-channel 1920x1080@30 signal decoding	Nine-in-one screen output (supports 4K point-to-point display)
<b>16-Multiview</b>	Support up to 16-channel 1920x1080@30 signal decoding	Sixteen-in-one screen output (supports 4K point-to-point display)

The maximum decoding capacity of a **single card** is:

8-channel 4000×3000@25/3840×2160@30 signal, or 16-channel 1920×1080@60 signal, or 32-channel 1920×1080@30 signal, or 64-channel 1280×720@30 signal.


## Parameters

Type	Description	
Performance	Temperature	0–50°C (Running), -55–70°C (Storage)
	Humidity	10%–80% RH (Running), 10%–90% RH (Storage)
	Power	40W
Physics	Installation	This card is suitable for the VWC3-H series chassis and is installed in the input or mixed slot of the corresponding chassis, the single card occupies one slot
	Location	
	Dimensions	201.6 (l) x 224.1 (w) x 20 (h) (mm)

## Output Card

### VWC3-H Series 8-Channel DVI Output Card

Order Code: DB-VWC3-H-OC-DVI8



The VWC3-H series 8-channel DVI output card has 8 24+5-Pin DVI interfaces, supports 8-channel DVI signal output, and up to 1920x1200@60Hz resolution signal output.

### Features

- Single card or single output port can open up to sixteen 2K, eight 4K, or four 4K60 windows, with no reduction in the number of windows across the output port of the card
- Support Multiple Video Wall configurations, each set of video wall can be configured with a unique background image and scrolling text
- Audio not supported


### Parameters

Type	Description
Performance	Temperature 0–50°C (Running), -55–70°C (Storage)
	Humidity 10%–80% RH (Running), 10%–90% RH (Storage)
	Power 40W
Physics	Installation Location This card is suitable for the VWC3-H series chassis and is installed in the corresponding chassis' output slot. The single card occupies 2 slots, which must be placed in the A slot
	Dimensions 201.6 (l) x 224.1 (w) x 40.3 (h) (mm)



## VWC3-H Series 8-Channel HDMI Output Card

**Order Code: DB-VWC3-H-OC-HDMI8**



Featuring 8 HDMI type A interfaces, the VWC3-H series 8-channel HDMI output card supports 8 HDMI signal outputs, and up to 1920x1200@60Hz resolution signal output.

### Features

- Single card or single output port can open up to sixteen 2K, eight 4K, or four 4K60 windows, with no reduction in the number of windows across the output port of the card
- Supports Multiple Video Wall configurations, each set of video wall can be configured with a unique background image and scrolling text
- Audio not supported

### Parameters

Type	Description
Performance	Temperature 0–50°C (Running), -55–70°C (Storage)
	Humidity 10%–80% RH (Running), 10%–90% RH (Storage)
	Power 40W
Physics	Installation Location This card is suitable for the VWC3-H series chassis and is installed in the output slot of the corresponding chassis. The single card occupies 2 slots, which must be placed in the A slot
	Dimensions 201.6 (l) x 224.1 (w) x 40.3 (h) (mm)

## VWC3-H Series 4-Channel DVI Output Card

**Order Code: DB-VWC3-H-OC-DVI4**



The VWC3-H series 4-channel DVI output card, equipped with 4 24+5-Pin DVI interfaces, supports 4-channel DVI signal output, embedded audio, and up to 1920x1200@60Hz resolution.

### Features

- Single card or single output port can open up to sixteen 2K, eight 4K, or four 4K60 windows, with no reduction in the number of windows across the output port of the card
- Supports Multiple Video Wall configurations, each set of video wall can be configured with a unique background image and scrolling text

### Parameters

Type	Description	
Performance	Temperature	0–50°C (Running), -55–70°C (Storage)
	Humidity	10%–80% RH (Running), 10%–90% RH (Storage)
	Power	32W
Physics	Installation	This card is suitable for the VWC3-H series chassis and is installed in the corresponding chassis' output slot. The single card occupies one slot. When the card is inserted in slot B, it is necessary to ensure that the output card is inserted in slot A of the same group
	Location	
	Dimensions	201.6 (l) x 224.1 (w) x 20 (h) (mm)

## VWC3-H Series 4-Channel HDMI Output Card

**Order Code: DB-VWC3-H-OC-HDMI4**



The VWC3-H series 4-channel HDMI output card has 4 HDMI type A interfaces, supports 4-channel HDMI signal outputs, embedded audio and disembedded audio outputs, and supports up to 1920x1200@60Hz resolution.

### Features

- Single card or single output port can open up to sixteen 2K, eight 4K, or four 4K60 windows, with no reduction in the number of windows across the output port of the card
- Support Multiple Video Wall configurations, each set of video wall can be configured with a unique background image and scrolling text
- Support embedded audio and disembedded audio output

### Parameters

Type	Description	
Performance	Temperature	0–50°C (Running), -55–70°C (Storage)
	Humidity	10%–80% RH (Running), 10%–90% RH (Storage)
	Power	32W
Physics	Installation	This card is suitable for the VWC3-H series chassis and is installed in the corresponding chassis' output slot. The single card occupies one slot. When the card is inserted in slot B, it is necessary to ensure that the output card is inserted in slot A of the same group
	Dimensions	201.6 (l) x 224.1 (w) x 20 (h) (mm)

## VWC3-H Series 4-Channel SDI Output Card

**Order Code: DB-VWC3-H-OC-SDI4**



The VWC3-H series 4-channel SDI output card has 4 BNC interfaces, supports 4-channel SDI signal output, embedded audio, and supports up to 1920x1080@60Hz resolution.

### Features


- Single card or single output port can open up to sixteen 2K, eight 4K, or four 4K60 windows, with no reduction in the number of windows across the output port of the card
- Support Multiple Video Wall configurations, each set of video wall can be configured with a unique background image and scrolling text

### Parameters

Type	Description	
Performance	Temperature	0–50°C (Running), -55–70°C (Storage)
	Humidity	10%–80% RH (Running), 10%–90% RH (Storage)
	Power	32W
Physics	Installation	This card is suitable for the VWC3-H series chassis and is installed in the corresponding chassis' output slot. The single card occupies one slot. When the card is inserted in slot B, it is necessary to ensure that the output card is inserted in slot A of the same group
	Location	
	Dimensions	201.6 (l) x 224.1 (w) x 20 (h) (mm)

## VWC3-H Series 4-Channel HDBaseT Output Card

**Order Code: DB-VWC3-H-OC-HDBaseT4**



The VWC3-H series 4-channel HDBaseT output card has 4 RJ45 interfaces, supports 4-channel HDBaseT signal output, embedded audio, and up to 1920x1080@60Hz resolution. The card has a built-in HDBaseT transmitting chip, which needs to be used in conjunction with other devices with a built-in HDBaseT receiving chip to support PoE power supply.

### Features

- Single card or single output port can open up to sixteen 2K, eight 4K, or four 4K60 windows, with no reduction in the number of windows across the output port of the card
- Support Multiple Video Wall configurations, each set of video wall can be configured with a unique background image and scrolling text
- Support embedded audio output

### Parameters

Type	Description	
Performance	Temperature	0–50°C (Running), -55–70°C (Storage)
	Humidity	10%–80% RH (Running), 10%–90% RH (Storage)
	Power	42W
Physics	Installation	This card is suitable for the VWC3-H series chassis and is installed in the corresponding chassis' output slot. The single card occupies one slot. When the card is inserted in slot B, it is necessary to ensure that the output card is inserted in slot A of the same group
	Location	
	Dimensions	201.6 (l) x 224.1 (w) x 20 (h) (mm)

## VWC3-H Series 4-Channel 4K HDMI Output Card

**Order Code: DB-VWC3-H-OC-4KHDMI4**



The VWC3-H series 4-channel 4K HDMI output card has 4 HDMI type A interfaces, supports 4-channel 4K HDMI signal output, embedded audio, and disembedded audio output, and supports up to 4096x2160@30Hz resolution.

### Features


- Single card or single output port can open up to sixteen 2K, eight 4K, or four 4K60 windows, with no reduction in the number of windows across the output port of the card
- Support Multiple Video Wall configurations, each set of video wall can be configured with a unique background image and scrolling text
- Supports embedded audio and disembedded audio output

### Parameters

Type	Description	
Performance	Temperature	0–50°C (Running), -55–70°C (Storage)
	Humidity	10%–80% RH (Running), 10%–90% RH (Storage)
	Power	32W
Physics	Installation	This card is suitable for the VWC3-H series chassis and is installed in the corresponding chassis' output slot. The single card occupies 1 slot. When the card is inserted in slot B, it is necessary to ensure that the output card is inserted in slot A of the same group
	Location	
	Dimensions	201.6 (l) x 224.1 (w) x 20 (h) (mm)

## VWC3-H Series 4-Channel 4K HDBaseT Output Card

**Order Code: DB-VWC3-H-OC-4KHDBaseT4**



The VWC3-H series 4-channel 4K HDBaseT output card has 4 RJ45 interfaces, supports 4-channel 4K HDBaseT signal output, embedded audio, and supports up to 3840x2160@30Hz resolution. The card has a built-in HDBaseT transmitting chip, which needs to be used in conjunction with other devices with a built-in HDBaseT receiving chip to support PoE power supply.

### Features


- Single card or single output port can open up to sixteen 2K, eight 4K, or four 4K60 windows, with no reduction in the number of windows across the output port of the card
- Support Multiple Video Wall configurations, each set of video wall can be configured with a unique background image and scrolling text
- Support embedded audio output

### Parameters

Type	Description	
Performance	Temperature	0–50°C (Running), -55–70°C (Storage)
	Humidity	10%–80% RH (Running), 10%–90% RH (Storage)
	Power	42W
Physics	Installation	This card is suitable for the VWC3-H series chassis and is installed in the corresponding chassis' output slot. The single card occupies 1 slot. When the card is inserted in slot B, it is necessary to ensure that the output card is inserted in slot A of the same group
	Location	
	Dimensions	201.6 (l) x 224.1 (w) x 20 (h) (mm)

## VWC3-H Series 2-Channel 4K60 HDMI Output Card

**Order Code: DB-VWC3-H-OC-4K60HDMI2**



The VWC3-H series 2-channel 4K60 HDMI output card has 2 HDMI type A interfaces, supports 2-channel 4K60 HDMI signal output, embedded audio, and disembedded audio output, and supports up to 4096x2160@60Hz resolution.

### Features

- Single card or single output port can open up to sixteen 2K, eight 4K, or four 4K60 windows, with no reduction in the number of windows across the output port of the card
- Support Multiple Video Wall configurations, each set of video wall can be configured with a unique background image and scrolling text
- Support embedded audio and disembedded audio output

### Parameters

Type	Description
Performance	Temperature 0–50°C (Running), -55–70°C (Storage)
	Humidity 10%–80% RH (Running), 10%–90% RH (Storage)
	Power 32W
Physics	Installation This card is suitable for the VWC3-H series chassis and is installed in the corresponding chassis' output slot. The single card occupies one slot. When the card is inserted in slot B, it is necessary to ensure that the output card is inserted in slot A of the same group
	Location
	Dimensions 201.6 (l) x 224.1 (w) x 20 (h) (mm)



## VWC3-H Series 2-Channel 4K60 DP Output Card

**Order Code: DB-VWC3-H-OC-4K60DP2**



The VWC3-H series 2-channel 4K60 DP output card has 2 DP1.2 interfaces, supports 2-channel 4K60 DP signal outputs, embedded audio, and up to 4096x2160@60Hz resolution.

### Features

- Single card or single output port can open up to sixteen 2K, eight 4K, or four 4K60 windows, with no reduction in the number of windows across the output port of the card
- Support Multiple Video Wall configurations, each set of video wall can be configured with a unique background image and scrolling text

### Parameters

Type	Description	
Performance	Temperature	0–50°C (Running), -55–70°C (Storage)
	Humidity	10%–80% RH (Running), 10%–90% RH (Storage)
	Power	35W
Physics	Installation	This card is suitable for the VWC3-H series chassis and is installed in the corresponding chassis' output slot. The single card occupies one slot. When the card is inserted in slot B, it is necessary to ensure that the output card is inserted in slot A of the same group
	Location	
	Dimensions	201.6 (l) x 224.1 (w) x 20 (h) (mm)

## VWC3-H Series 1-Channel H264 IP Encoding Card

**Order Code: DB-VWC3-H-OC-IP1**



The VWC3-H series 1-channel H264 IP encoding card has 1 RJ45 interface and supports a maximum of 4 channels of 1080p@60Hz video encoding output.

### Features

- Single card supports up to 4-channel 1080p@60Hz video encoding outputs
- Support operational signal light indication
- Support embedded audio configurations
- Support IP address modification
- Support for online card upgrades

### Indicator Description

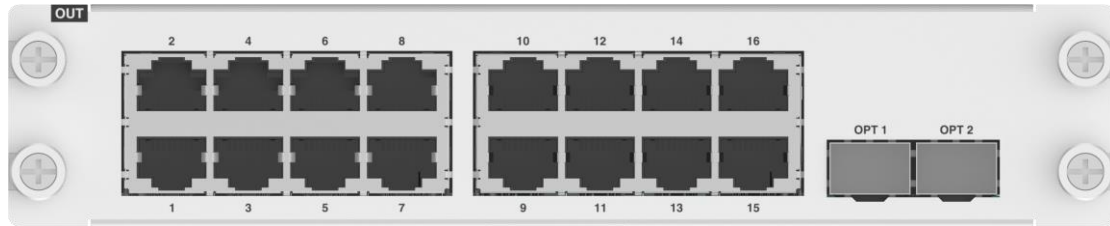
Indicator	Instructions
RUN	Indicator light blinks during normal operation
LINK1	When the first encoded signal is streamed, the indicator lights up
LINK2	When the second encoded signal is streamed, the indicator lights up
LINK3	When the third encoded signal is streamed, the indicator lights up
LINK4	When the fourth encoded signal is streamed, the indicator lights up

### Parameters

Type	Description
Performance	Temperature 0–50°C (Running), -55–70°C (Storage)
	Humidity 10%–80% RH (Running), 10%–90% RH (Storage)
	Power 42W
Physics	Installation This card is suitable for the VWC3-H series chassis and is installed in the corresponding chassis' output slot. The single card occupies one slot. When the card is inserted in slot B, it is necessary to ensure that the output card is inserted in slot A of the same group
	Location
	Dimensions 201.6 (l) x 224.1 (w) x 20 (h) (mm)

## VWC3-H Series N16F2 LED Transmitter

**Order Code: DB-VWC3-H-OC-LT-N16F2**



The VWC3-H series N16F2 LED Transmitter integrates splicing and transmitter functions, and the single card supports 16-channel network outputs and 2-channel fiber-optic outputs.

### Features

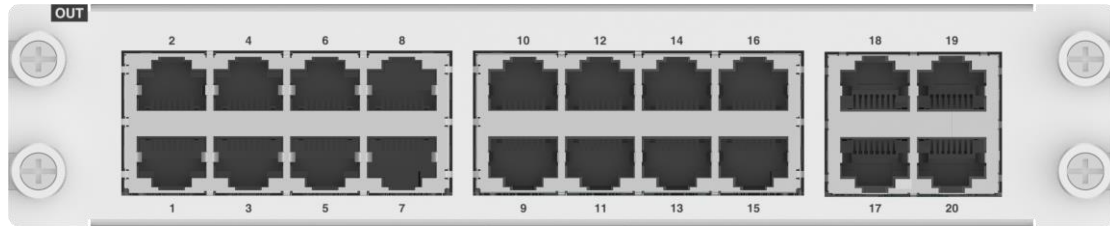
- 16-channel network port output, single network port with a maximum of 650,000 pixels, full card network port with a maximum of 10.4 million pixels. Maximum supported width and height are both 10,752 pixels
- 2-channel fiber-optic port output, supporting 10G fiber-optic output
- The optical port and the network port can be copied/hot standby each other, and the single fiber-optic port can support the transmission of up to 10-channel network port data
- A single card can open up to 16 2K/8 4K30/4 4K60 windows
- Network port 16 supports audio output
- Support for stepless scaling
- Support signal transmission by cooperating with DigiBird's self-developed optical-electrical converter

### Parameters

Type	Description	
Performance	Temperature	0–50°C (Running), -55–70°C (Storage)
	Humidity	10%–80% RH (Running), 10%–90% RH (Storage)
	Power	65W
Physics	Installation Location	This card is suitable for the VWC3-H series chassis and is installed in the corresponding chassis' output slot. The single card occupies 2 slots, which must be placed in the A slot
	Dimensions	201.6 (l) x 224.1 (w) x 40.3 (h) (mm)

## VWC3-H Series Model N20 LED Transmitter

Order Code: DB-VWC3-H-OC-LT-N20



The VWC3-H series N20 LED transmitter integrates splicing and transmitter functions and supports 20-channel network outputs per card.

### Features

- Single port supports a maximum load of 650,000 pixels, and the full card with a maximum of 13 million pixels
- Single card maximum supported width and height are both 10,752 pixels
- A single card can open up to 16 2K/8 4K30/4 4K60 windows
- Network port 16 supports audio output
- Support for stepless scaling

### Parameters

Type	Description	
Performance	Temperature	0–50°C (Running), -55–70°C (Storage)
	Humidity	10%–80% RH (Running), 10%–90% RH (Storage)
	Power	65W
Physics	Installation Location	This card is suitable for the VWC3-H series chassis and is installed in the corresponding chassis' output slot. The single card occupies 2 slots, which must be placed in the A slot
	Dimensions	201.6 (l) x 224.1 (w) x 40.3 (h) (mm)

## DISCLAIMER/COPYRIGHT STATEMENT

© DigiBird Technology Co., Ltd. 2022

DigiBird Technology Co., Ltd. claims copyright on this Card Specification Sheet. No part of this Card Specification Sheet may be reproduced, released, disclosed, stored in any electronic format, or used in whole or in part for any purpose other than stated herein without the express permission of DigiBird Technology Co., Ltd. Whilst every effort is made to ensure that the information contained in this Card Specification Sheet is correct, DigiBird Technology Co., Ltd. makes no representations or warranties with respect to the contents thereof, and do not accept liability for any errors or omissions.

DigiBird Technology Co., Ltd. reserves the right to change specifications without prior notice and cannot assume responsibility for the use made of the information supplied. DigiBird Technology Co., Ltd acknowledges all registered trademarks used within this Card Specification Sheet.



DigiBird Technology Co., Ltd.  
Website: [www.digibirdtech.com](http://www.digibirdtech.com)  
Email: [sales@digibirdtech.com](mailto:sales@digibirdtech.com)

DigiBird China  
Address: OF-D-301, Tengxun Zhongchuang, Huilongguan East St. Yard No. 338, Changping Dist., Beijing, China, 102208

DigiBird USA  
Address: 390 Swift Ave suite 23 South San Francisco, CA 94080